



QUAKERS HILL HIGH SCHOOL

70 Lalor Road, Quakers Hill NSW 2763 PHONE: 02 9837 1533

EMAIL: quakershil-h.school@det.nsw.edu.au

WEBSITE: quakershil-h.schools.nsw.gov.au

PRINCIPAL: Mr Jason White



Yondr program

Dear Parents / Carers of Year 7, 2025,

In 2022, Quakers Hill High School embarked upon a partnership with [Yondr](#) to make our school a phone-free space.

Quakers Hill High School believes in maintaining a SMART (safe, motivated, academic, respectful and tolerant) educational environment for staff and students and we have found that partnering with Yondr to support a phone free school environment supports students social, emotional and physical wellbeing whilst improving opportunities for educational achievement.

Yondr is used across the world in classrooms, at concerts and other special events to encourage people to engage with each other and their surroundings.

The Yondr program employs a simple, lockable pouch that stores a mobile phone and requires an unlocking base to open. When students arrive at school, they will turn off their mobile phone and place it into a personally assigned Yondr pouch that has been paid for by the school. Students maintain possession of their phones, but they are not able to use them until their Yondr pouch is opened at the end of the school day. A detailed Personal Device Policy can be found on the QHHS website.

Students are required to bring their Yondr pouch to and from school each day and are responsible for their Yondr pouch at all times.




Since the introduction of Yondr we have found that students are:

- more engaged with classroom learning and activities
- less likely to engage in negative or anti-social behaviours in the playground
- less likely to be distracted and procrastinate on assignments in class.

We want to assure our families that you can contact your child through the main office on 02 9837 1533. Unlocking stations are available in multiple locations, including the Front Office, Library, and specified staffrooms.



How the Yondr pouch works

		
POUCH	SECURE	EXIT
As a student enters school, they place their phone in their assigned Yondr pouch.	The pouch is closed and secured. Each student keeps their pouch throughout the day.	When leaving school, the student taps their pouch to an unlocking base to release their phone.

Frequently asked questions

- **What if I want to reach my child during the school day?**
We want our students to be engaged in their learning. All parents/carers can contact the office (9837-1533) to get a message to their child.
- **What if there is a family emergency and I want to speak to my child directly?**
In case of an emergency where you need to speak directly to your child you will ring the office first and then we can unlock your child's pouch so that you can speak directly to them.
- **Will my student's phone be safe?**
Students are in possession of their phone - in their Yondr pouch - for the entire school day. We will advise students to store the pouch in their backpacks where it is completely safe.
- **What if the Yondr pouch gets damaged?**
Although the pouch is given to the students for them to place their name on, it remains the property of Quakers Hill High School. If a student deliberately damages or tampers with a Yondr pouch, they will be held responsible. The student's mobile phone will be surrendered, and a parent/carer will be required to pick-up the phone. A replacement Yondr pouch will need to be purchased at a cost of \$15:00.

Note: Damage consists of any signs that the physical integrity of the pouch has been compromised, whether intentional or unintentional, as determined by the school or Yondr staff.