

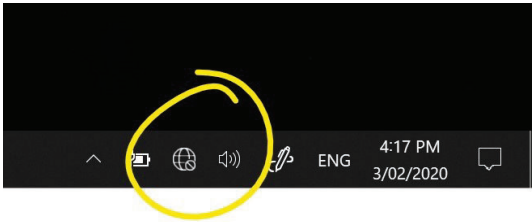
WINDOWS 10

Wireless and Internet instructions for BYOD computers

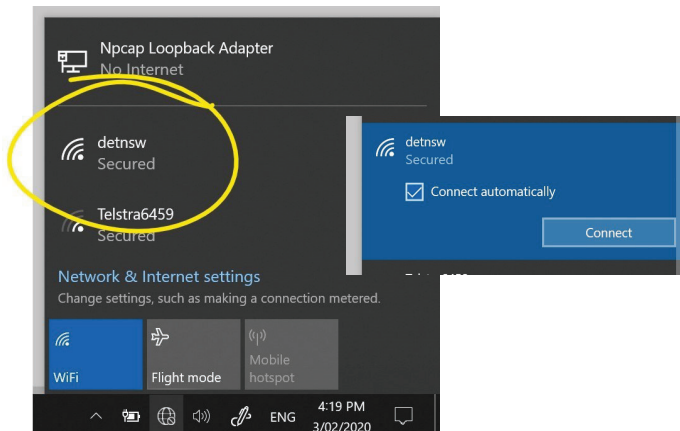
When logging in, your username will look like: **first.last1@detnsw**

Part A: Connect to Wireless—Do this once

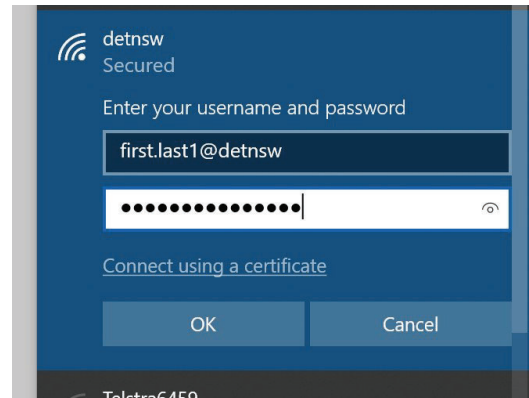
Step 1: Click on the **wireless icon** in the bottom right hand corner of the screen



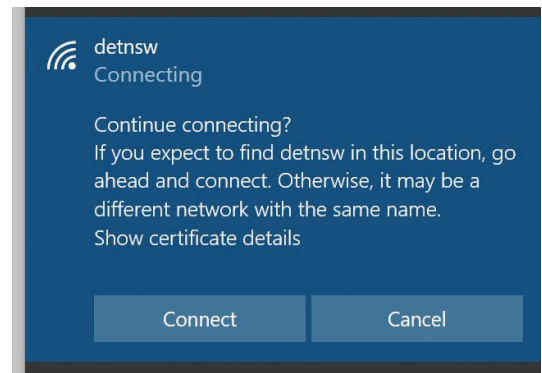
Step 2: Click on **detnsw**, then click **Connect**



Step 3: Enter your **username** and **password**



Step 4: If prompted, click **Connect**



Part B: Connect to the internet—Do this every day

Step 1: Open a web browser

Step 2: Open the site
<http://detnsw.net>

Step 3: Log in with the same **username and password as for WiFi**

You will now be able to use the Internet for 8 hours.

